



## Product Release Announcement

<b>Product Category</b>	<b>CADTranslate</b>
Product Group	CATIA V5 Multi-CAD <> JT
Product Release Version	27.3

<b>Document Type</b>	<b>Product Release Announcement</b>
Document Status	Released
Document Revision	1.0
Document Author	Matt Bennett
Document Issued	05/02/2025

📍 THEOREM HOUSE  
MARSTON PARK  
BONEHILL RD  
TAMWORTH  
B78 3HU  
UNITED KINGDOM

☎ +44(0)1827 305 350

📍 THEOREM SOLUTIONS INC.  
100 WEST BIG BEAVER  
TROY  
MICHIGAN  
48084  
USA

☎ +(513) 576 1100

## Contents

History .....	3
Product Codes .....	4
Supported Application Revisions .....	5
Supported Operating Systems .....	5
Distribution Media .....	6
CATIA V5 Media Installation Sequence .....	7
New Features / Enhancements.....	8
Known Limitations and Restrictions.....	9
Resolved Support Calls.....	10

## History

Revision	Update Information
----------	--------------------

<b>1.0</b>	Initial Release.
------------	------------------

## Product Codes

<b>Product Code</b>	<b>Product Type</b>	<b>Product Description</b>
<b>MC5JT-B1</b>	Base Product	CATIA V5 Multi-CAD <> JT Bi-direction CADverter
<b>MC5JT-U1</b>	Base Product	CATIA V5 Multi-CAD > JT Uni-direction CADverter
<b>MC5JT-A1</b>	Optional add-on	CATIA V5 Multi-CAD <> JT PMI Add-on Module for use with MC5JT-B1
<b>MC5JT-A2</b>	Optional add-on	CATIA V5 Multi-CAD > JT PMI Add-on Module for use with MC5JT-U1
<b>JTMC5-U1</b>	Base Product	JT > CATIA V5 Multi-CAD Uni-direction CADverter
<b>JTMC5-A1</b>	Optional add-on	JT > CATIA V5 Multi-CAD PMI Add-on Module for use with JTMC5-U1

## Supported Application Revisions

The following application revisions have been qualified with this release

<b>Application</b>	<b>Revision</b>
<b>CATIA V5</b>	CATIA V5-6R2022 CATIA V5-6R2023 CATIA V5-6R2024
<b>JT</b>	JT Toolkit 11.5

## Supported Operating Systems

The following operating systems have been qualified with this release

<b>Operating System</b>	<b>Qualification Status</b>
<b>Windows 10 64 Bit</b>	Qualified and fully supported
<b>Windows 11 64 Bit</b>	Qualified and fully supported

## Distribution Media

CD images of the latest release are available from the following download sites.

Software	URL for CD image download
<b>Multi-CAD CATIA V5-6 – JT for all supported CATIA V5 releases</b>	<a href="#">CAD 27.3 MC5JT WIN.01.msi</a>
<b>Theorem Unified Interface</b>	<a href="#">CAD 27.3 UI WIN.01.msi</a>
<b>License Server</b>	<a href="#">CAD FLEXLM 11.19 WIN.01.msi</a>

Note, the necessary software required for any of the specific add-on modules will be automatically installed with any of the base level installations. Therefore, it is not necessary to change the installation even if an additional add-on module license is purchased at a later date to the original installation.

In addition to the translator application itself there is also a mandatory requirement to install the prerequisite Theorem TXX Multi-CAD platform media into the CATIA V5 installation as part of the installation procedure. The TXX Multi-CAD platform media is related to each of the specific releases of CATIA V5 that is being used.

Prerequisite TXX Installation	URL for download
<b>TXX for CATIA V5-6R2022</b>	<a href="#">TXX Platform Media for CATIA V5-6R2022</a>
<b>TXX for CATIA V5-6R2023</b>	<a href="#">TXX Platform Media for CATIA V5-6R2023</a>
<b>TXX for CATIA V5-6R2024</b>	<a href="#">TXX Platform Media for CATIA V5-6R2024</a>

## CATIA V5 Media Installation Sequence

The installation of a CATIA V5 Multi-CAD based product must follow a specific installation sequence to ensure that the combination of base products and software updates provided by both Theorem Solutions and Dassault Systems are configured correctly. This includes the base level CATIA V5 installation, the Theorem TXX Multi-CAD platform, the CATIA V5 Service Pack and Hotfix level. Unless the installation sequence is strictly followed there is a potential risk that the CATIA V5 installation will not be configured correctly.

Therefore, the following CATIA application installation sequence **MUST** be strictly followed to ensure that the correct configuration and updates are available;

1. Install the base GA release of the required version of CATIA V5-6
2. Install the Theorem TXX platform media associated with the required version of CATIA V5-6
3. Install the required CATIA V5-6 Service Pack release
4. Install the required CATIA V5-6 Hotfix release

Note, the installation of the Theorem Multi-CAD translator can be undertaken at any point during this sequence.

## New Features / Enhancements

The following new features or enhancements have been introduced with this release

<b>Ref ID</b>	<b>New Feature / Enhancement Description</b>
---------------	--

<b>1</b>	Support for CATIA V5-6R2024
<b>2</b>	Support for JT Toolkit 11.5



## Known Limitations and Restrictions

The following limitations and restrictions have been identified during final testing prior to release

<b>Ref ID</b>	<b>Limitations and Restrictions</b>
---------------	-------------------------------------

<b>1</b>	If you intend to use this product in conjunction with our PDF product suite. The Multi-CAD product must be installed first followed by the PDF product.
----------	---

## Resolved Support Calls

The following list of Support Calls are resolved with this release

No new Support Calls logged since previous release.


<b>Support Call ID</b>	<b>Brief Description</b>
----------------------------	--------------------------

--	--




**THEOREM**  
SOLUTIONS


**UK, Europe and Asia  
Pacific Regions**

 THEOREM HOUSE  
MARSTON PARK  
BONEHILL RD  
TAMWORTH  
B78 3HU  
UNITED KINGDOM


 [sales@theorem.com](mailto:sales@theorem.com)

 +44 (0) 1827 305 350

**USA and the America**

 THEOREM SOLUTIONS INC  
100 WEST BIG BEAVER  
TROY  
MICHIGAN  
48084  
USA

 [Sales-usa@theorem.com](mailto:Sales-usa@theorem.com)

 +(513) 576 1100

 [THEOREM.COM](http://THEOREM.COM)